



**STELLA MATUTINA COLLEGE OF EDUCATION
(AUTONOMOUS)**

ASHOK NAGAR, CHENNAI – 600 083

**STUDENT SATISFACTION SURVEY
ANALYSIS AND ACTION TAKEN REPORT**

ACADEMIC YEAR 2022 – 2023

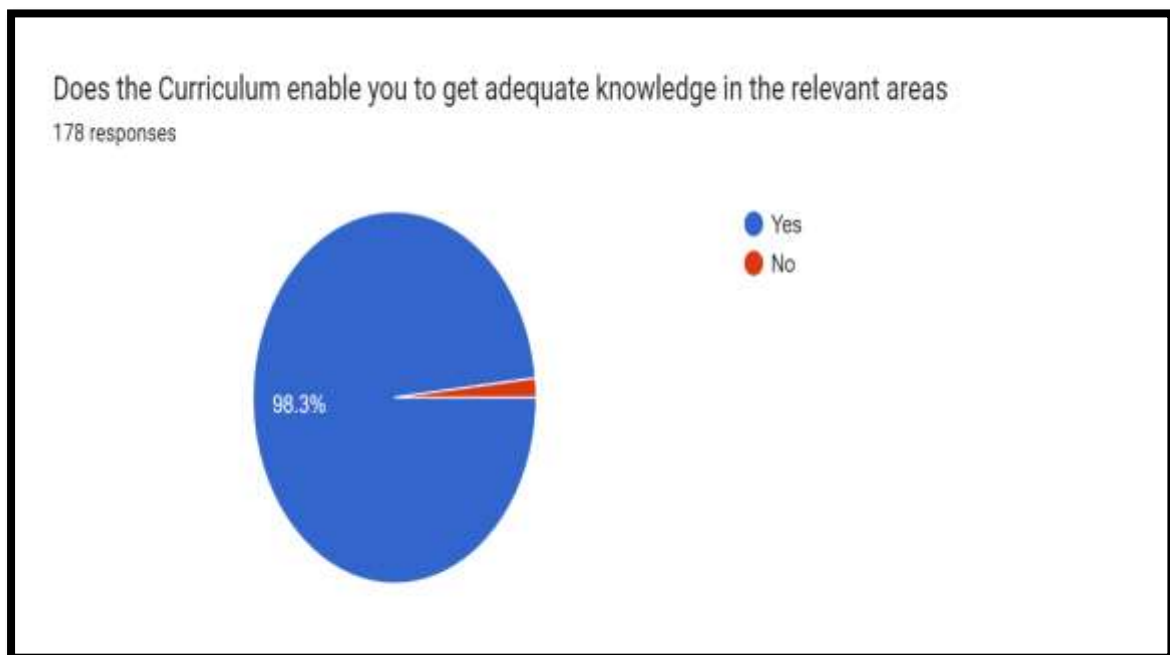
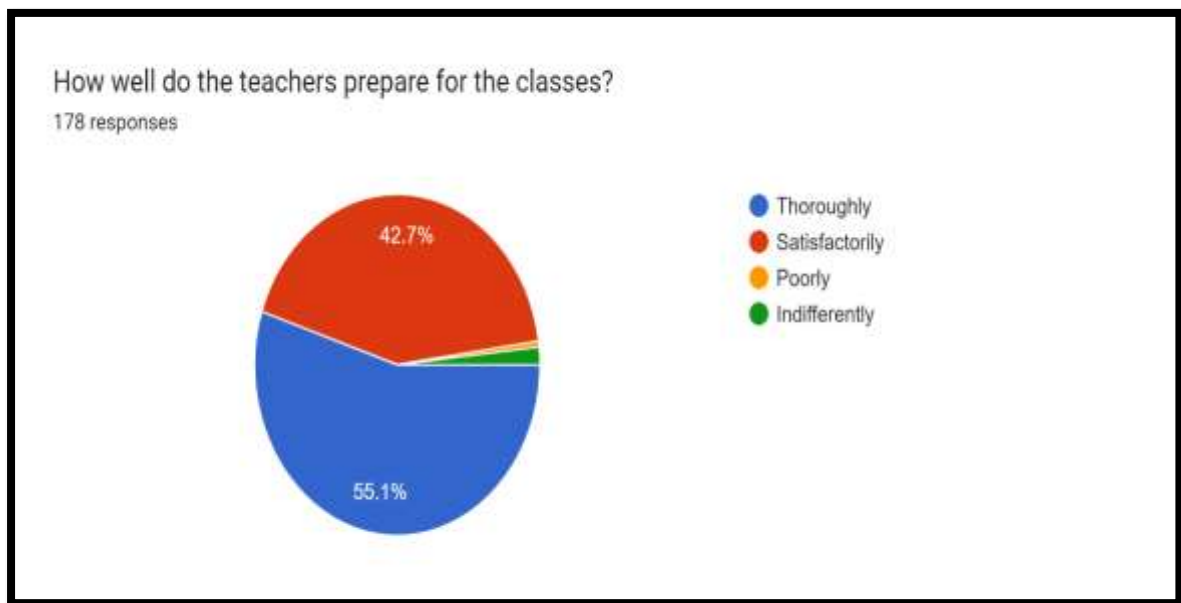
Student Satisfaction Survey Questionnaire with Average Score

Q.No.	Questions	Options
1	How well do the teachers prepare for the classes?	Thoroughly (55.1%)
		Satisfactorily (42.7%)
		Poorly (0.6 %)
		Indifferently (1.7 %)
2	Does the Curriculum enable you to get adequate knowledge in the relevant areas	Yes (98.3 %)
		No (1.7 %)
3	How well were the teachers able to communicate?	Always effectively (80.3 %)
		Sometimes effectively (18 %)
		Just Satisfactorily (1.7 %)
		Ineffective
4	The teacher's approach to teaching can best be described as	Excellent (66.9 %)
		Good (30.9 %)
		Fair (1.7%)
		Poor (0.6 %)
5	The assessment during internship is done in regular intervals.	Excellent (47.8 %)
		Good (48.9 %)
		Fair (3.4 %)
		Poor
6	The pre-preparation for internship is adequate.	Excellent (50%)
		Good (46.6 %)
		Fair (3.4 %)
		Poor
7	Teachers inform you about your expected competencies, course outcomes and programme outcomes.	Every Time (53.9%)
		Always (34.8%)
		Usually (9%)
		Occasionally (2.2 %)
8	Your mentor does a necessary follow-up with an assigned task to you.	Every Time (51.1%)
		Always (37.6 %)
		Usually (10.1 %)
		Occasionally (1.1 %)

9	The teachers illustrate the concepts through examples and applications.	Every Time 49.4%
		Always 42.7%
		Usually 6.2 %
		Occasionally 1.7 %
10	Was your performance in assignments discussed with you?	Every Time 43.3%
		Always 39.3%
		Usually 12.4 %
		Occasionally 5.1%
11	The teachers identify your strengths and encourage you.	Every Time 47.2%
		Always 39.9 %
		Usually 9%
		Occasionally 3.9%
12	The institution encourages students to participate in Co-curricular activities and Sports	Every Time 55.6%
		Always 33.1%
		Usually 10.1%
		Occasionally 1.1%
13	What percentage of teachers use ICT tools such as Smart board, LCD projector, Multimedia etc. while teaching?	Above 90% 37.1%
		70 to 89% 43.8%
		50 to 69% 10.7%
		30 to 49% 8.4%
14	Fairness of the internal evaluation process by the teachers.	Always Fair 50.6%
		Usually Fair 37.6%
		Sometimes Fair 11.2%
		Sometimes Unfair 0.6%
15	The institution takes active interest in promoting internship, organizing various workshops, seminars and field visit opportunities for students	Regularly 66.9%
		Often 27.5%
		Sometimes 5.6%
		Rarely
16	The teaching and mentoring process in your institution facilitates you in cognitive, social and emotional growth.	Significantly 46.6%
		Very Well 48.9%
		Moderately 4.5%
		Marginally

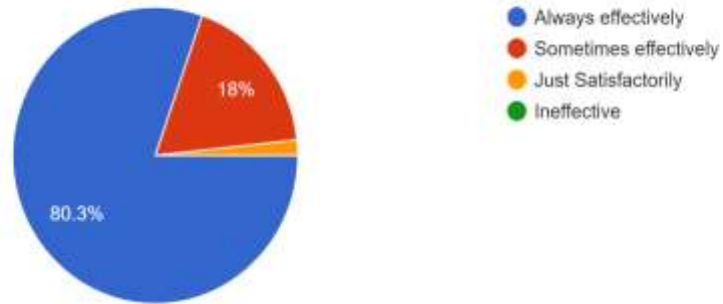
17	The institution provides multiple opportunities to learn and grow.	Strongly agree 62.9%
		Agree 29.8%
		Neutral 7.3%
		Disagree
		Strongly disagree
18	The teacher educators use student centric methods, such as experiential learning, participative learning and problem-solving methodologies for enhancing learning experiences.	To a great extent 66.3%
		Moderate 27.5%
		Somewhat 5.1%
		Very Little 1.1%
19	Efforts are made by the teacher educators to inculcate soft skills, life skills and employability skills to make you ready for the world of work	To a great extent 67.4%
		Moderate 26.4%
		Somewhat 5.6%
		Very Little 0.6%
20	The college provides a conducive atmosphere for teaching –learning process to a great extent.	To a great extent 69.1%
		Moderate 26.4%
		Somewhat 3.9%
		Very Little 0.6%
21	The college provides high end computer facilities for learning	To a great extent 70.8%
		Moderate 23%
		Somewhat 4.5%
		Very Little 1.7%
22	The college provides clean atmosphere and water facilities all through the year.	To a great extent 76.4%
		Moderate 19.1%
		Somewhat 3.9%
		Very Little 0.6%
23	The library facility is provided with inflibnet, books and journals.	To a great extent 70.2%
		Moderate 23%
		Somewhat 5.1%
		Very Little 1.7%
24	All the classrooms in the institution are equipped with LCD projectors	To a great extent 60.1%
		Moderate 27.5%

		Somewhat 8.4%
		Very Little 3.9%
25	There are respective Laboratory facilities for Psychology, Language and Sciences	Significantly 51.7%
		Very Well 37.6%
		Moderately 10.7%
		Marginally



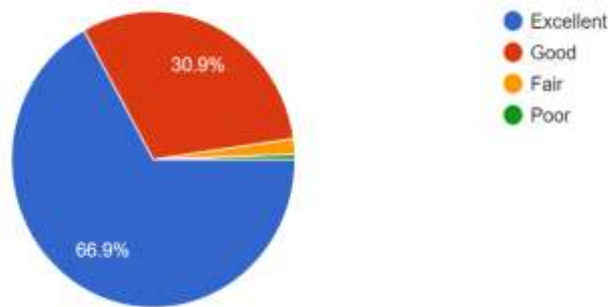
How well were the teachers able to communicate?

178 responses



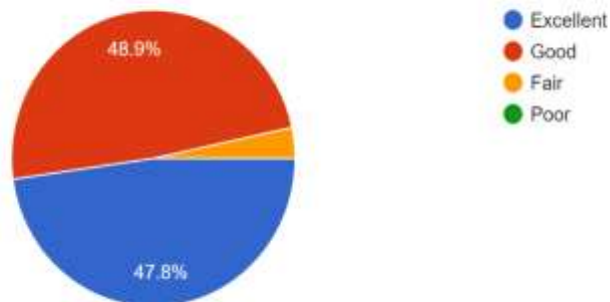
The teacher's approach to teaching can best be described as

178 responses



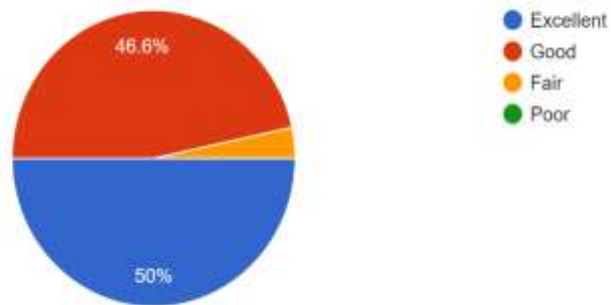
The assessment during internship is done in regular intervals.

178 responses



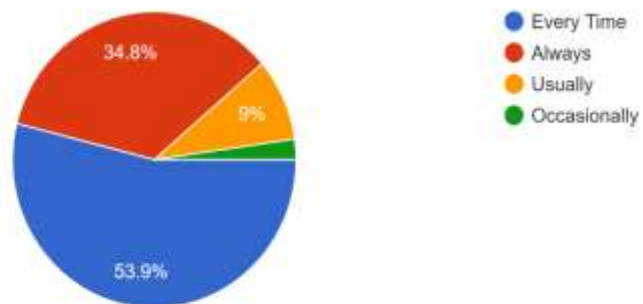
The pre-preparation for internship is adequate.

178 responses



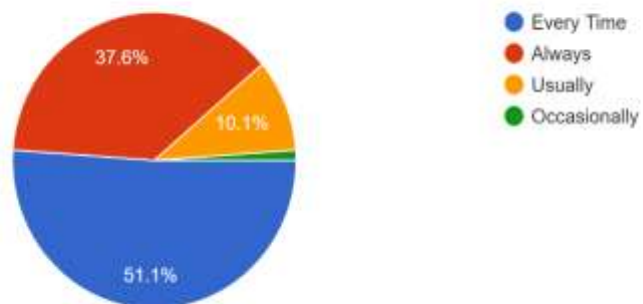
Teachers inform you about your expected competencies, course outcomes and programme outcomes.*

178 responses



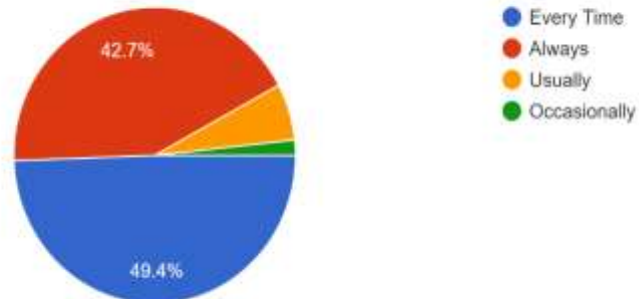
Your mentor does a necessary follow-up with an assigned task to you.

178 responses



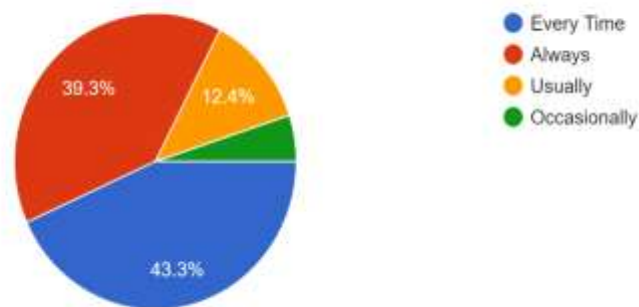
The teachers illustrate the concepts through examples and applications.

178 responses



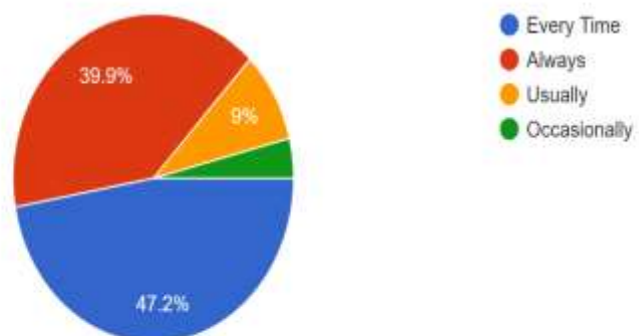
Was your performance in assignments discussed with you?

178 responses



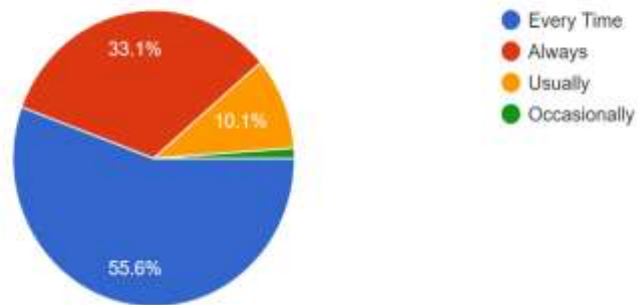
The teachers identify your strengths and encourage you.

178 responses



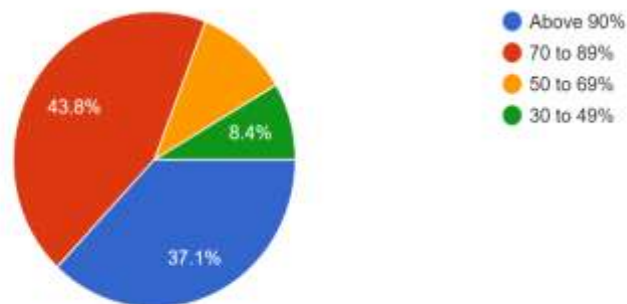
The institution encourages students to participate in Co-curricular activities and Sports.

178 responses



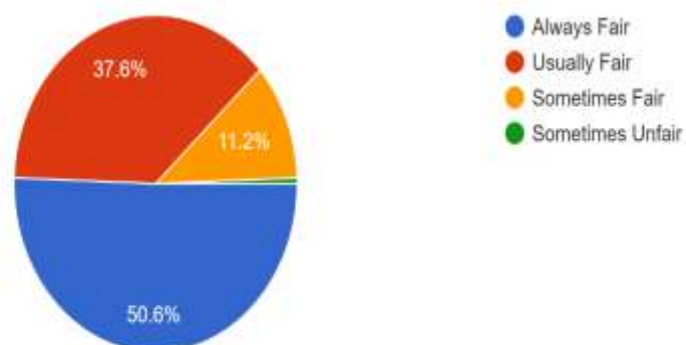
What percentage of teachers use ICT tools such as Smart board, LCD projector, Multimedia etc. while teaching?

178 responses



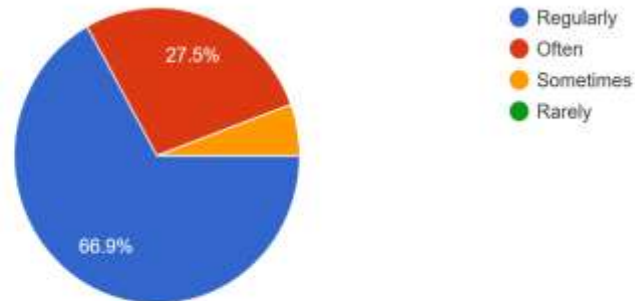
Fairness of the internal evaluation process by the teachers.

178 responses



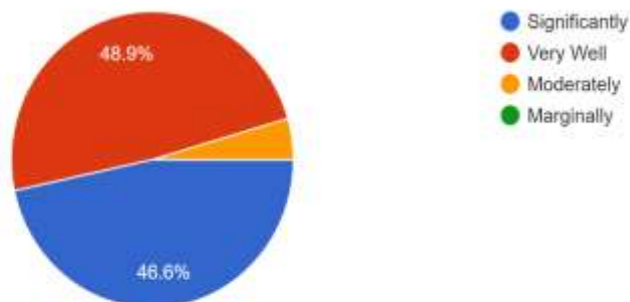
The institution takes active interest in promoting internship, organizing various workshops, seminars and field visit opportunities for students

178 responses



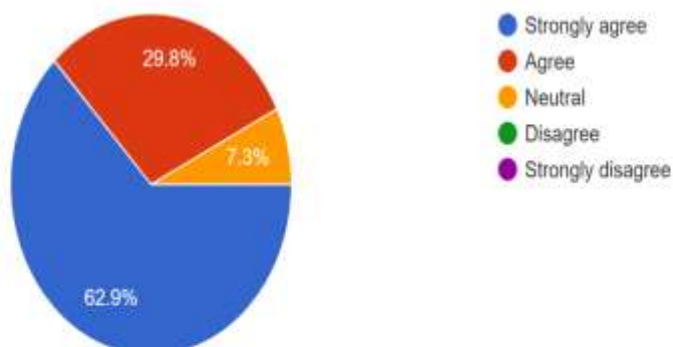
The teaching and mentoring process in your institution facilitates you in cognitive, social and emotional growth.

178 responses



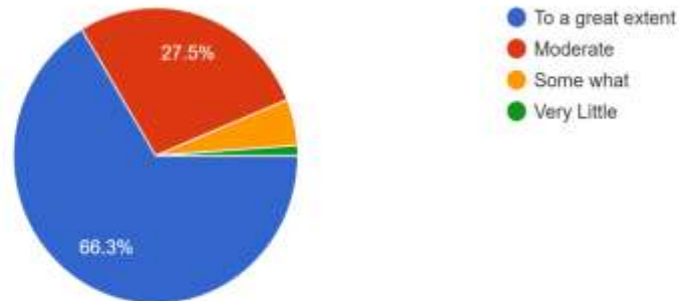
The institution provides multiple opportunities to learn and grow.

178 responses



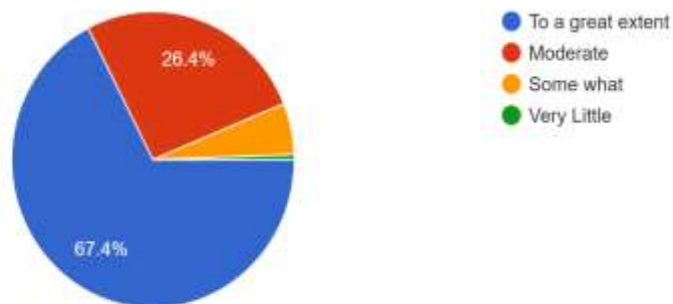
The teacher educators use student centric methods, such as experiential learning, participative learning and problem solving methodologies for enhancing learning experiences.

178 responses



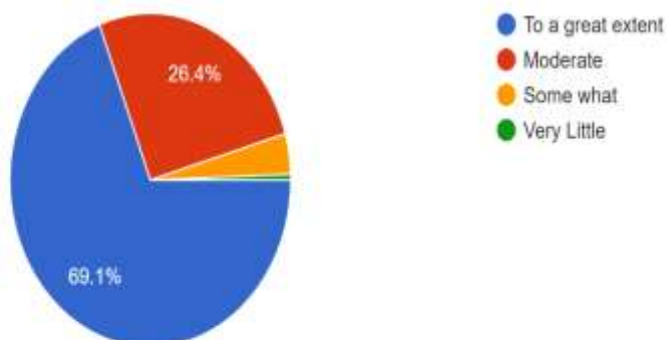
Efforts are made by the teacher educators to inculcate soft skills, life skills and employability skills to make you ready for the world of work.

178 responses



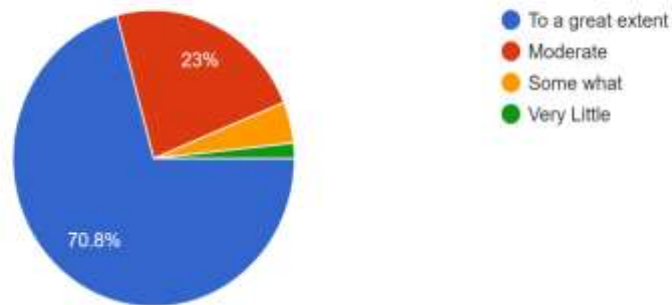
The college provides a conducive atmosphere for teaching –learning process to a great extent.

178 responses



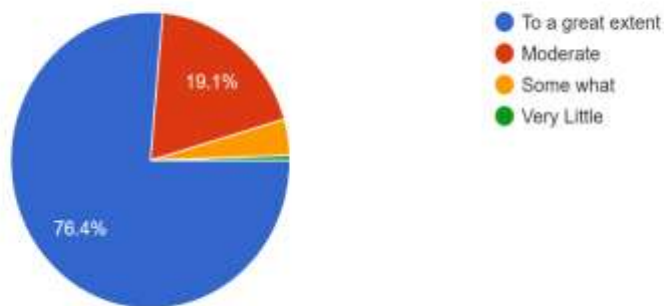
The college provides high end computer facilities for learning.

178 responses



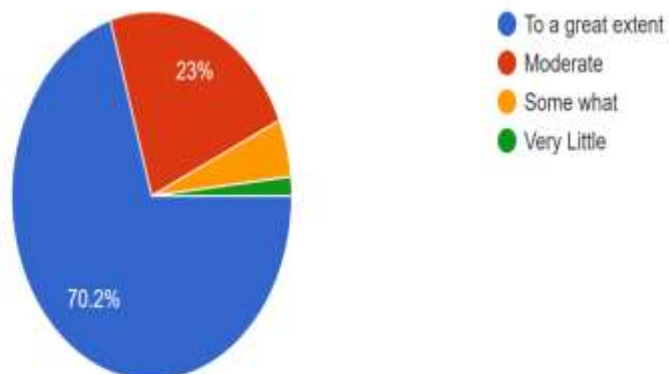
The college provides clean atmosphere and water facilities all through the year.

178 responses



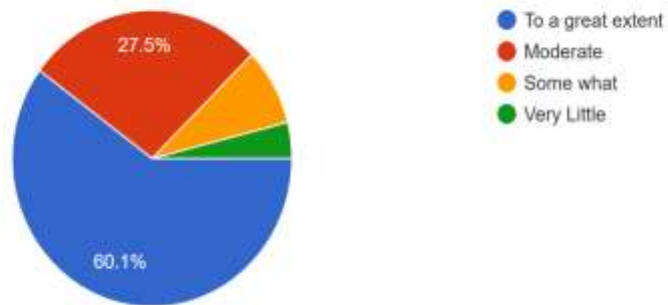
The Library facility is provided with infibnet, books and journals.

178 responses



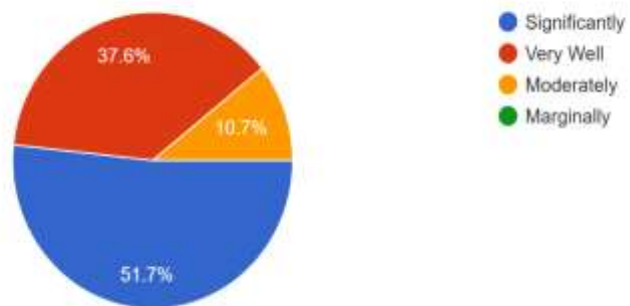
All the classrooms in the institution are equipped with LCD projectors.

178 responses



There are respective Laboratory facilities for Psychology, Language and Sciences.

178 responses



Observation / suggestions to improve the overall teaching – learning experience

The above-mentioned questionnaire was administered to the students via Google Forms. The participants' responses were recorded and documented in an Excel spreadsheet. The collected replies were subjected to analysis using graphical representation techniques. Based on the feedback gathered, a majority of the students have conveyed their positive perception of the Teaching and Learning process. They have reported being provided with diverse opportunities to engage in a range of activities, encompassing both academic activities and other domains of knowledge acquisition. In relation to the utilization of information and communication technology (ICT), most of the students have conveyed their observation that a limited number of teachers has advanced proficiency in its application. The feedback provided by students indicates their contentment and overall satisfaction with the Institution's provision of an exceptional learning platform.

Catherine
Principal
Stella Matutina College
of Education
Ashok Nagar,
Chennai - 600 083